

# Expedition Days Online

# TRASH THROUGH TIME Study Guide

Student name: \_\_\_\_\_



EXPEDITION  
DAYS



MCDOWELL  
SONORAN  
CONSERVANCY

# Trash Through Time Knowledge Check

## Instructions

- Answer the following questions. You may use a list, incomplete, or complete sentences. Include examples from the slides and videos.
- Then listen to the Discussion Corner in the presentation to check your answers and revise your answers to include any new ideas.

## Questions

1. What is archeology?

2. Why is archeology important?

3. Who has lived in the Sonoran Desert over time?

# Trash Through Time Knowledge Check

## Instructions

- Answer the following questions. You may use a list, incomplete, or complete sentences. Include examples from the slides and videos.
- Then listen to the Discussion Corner in the presentation to check your answers and revise your answers to include any new ideas.

## Questions

1. What is a trash midden?

2. How do archeologists use trash middens to learn about ancient peoples?

3. What might you find in an ancient trash midden?

# What's in your trash?

**Goals:** Record what's in your trash or recycling. Describe what an archeologist in the future might say about you and your family based on your trash.

## Instructions

- Do this activity with an adult or with an older brother/sister.
- Roll the trash container or bin outside where you can arrange the trash on the ground.
- If you can, cover the ground with a tarp or a very large piece of heavy paper.
- Very carefully remove one item at a time from the trash container. Place it on the tarp.
- Take out as many pieces of trash or recycling as fits on your tarp or paper.
- Record the items you remove from the trash container in the box on the next page.
- If you can, take a picture of all the items that you removed from the container.
- When your list is complete, carefully place everything back in the trash container. Clean the tarp if you used one, or place the paper you used in the recycle bin.

Continue to the next page



Record your trash or recycling items in the box:

**My Trash**

**Date:**

**Reflection Question**

What would your trash/recycling tell a future archeologist about you and your family?

# Trash Through Time Knowledge Check

## Instructions

- Answer the following questions. You may use a list, incomplete, or complete sentences. Include examples from the slides and videos.
- Then listen to the Discussion Corner in the presentation to check your answers and revise your answers to include any new ideas.

## Questions

1. Why was reusing items a normal part of Hohokam life?

2. How did reusing items affect how much trash the Hohokam produced?

# What do you Consider Trash?

**Goals:** Identify what you consider trash and recycling.

## Instructions

- Decide what you would do with each of the items. Would you put it in the garbage can, in the recycle bin, or would you reuse the item?
- Place an X in the box that matches what you would do with the item when you no longer want it.
- Add 3 more items to the list and indicate what you would do with each item when you have finished using it.


Item	Trash	Recycle	Reuse
Spaghetti Sauce Jar			
Plastic Takeout Container			
Ripped t-shirt			
Broken toy truck			
Shirt that is too small			
Old cell phone			
Broken kite			

# Reuse to Reduce Waste

**Goals:** Come up with creative ways to reuse different items to keep them out of the landfill.

## Instructions


- Many of us have objects that we use only one way. However, many creative people have found smart ways to use objects they already have in new ways. That helps all of us because they don't have to go and buy something new. They use something they already have that was just sitting around and might have been thrown out.
- Think of new ways you could use the objects below and on the next page so that they can be reused and not end up in the landfill.

Item	Regular Use	New Way to Use the Object
	Empty can that was used to hold canned food	
	Ice cube tray for making ice cubes	
	Empty Jar that was used for spaghetti sauce	

Continue to the next page





Item	Regular Use	New Way to Use the Object
	<p>Shoe box that was used to hold new shoes</p>	
	<p>Small tin to hold candies</p>	
	<p>Small jar that used to hold baby food</p>	
	<p>Old torn t-shirt that used to be a favorite t-shirt</p>	

1. What did you consider trash before? How do you think about trash differently now?

# Recycling Versus Reuse

**Goals:** Explain the difference between recycling and reusing. Describe how people are getting creative with trash and recycling to create completely new items.

## Instructions

Think about the video you just watched. Consider the different ways people are helping keep waste out of the landfill and recycling by designing new items.

## Questions

1. What is the difference between recycling an item and reusing an item?

2. Some people make bird houses out of large plastic pop bottles. Is this reusing or recycling? Justify your answer and give examples.

3. What was the coolest solution for using trash that you just saw? Why is that a great way to use trash? Who benefits from using trash this way?

# Changing Trash to Treasure

**Goals:** Design something new using items from your trash and recycling. Describe how this new item is useful and how it helps reduce the amount of waste going to the landfill.

## Instructions

Think about the difference between modern day recycling versus old-fashioned reusing. People often took old broken tools and used them for something new. People would even go further and combine several old tools and pieces of wood together to make something new.

Choose a few objects from your trash/recycling and design something people can use.

Need help? Here are some ideas to get you started:

- Is there a container or box you can design for a new purpose?
- Are there old clothes that could be used to make something new?
- Is there a broken toy that could be taken apart and the pieces can be made into something different?


Draw or explain your new item.

Name: \_\_\_\_\_

Continue to the next page



1. How do you use your new item/what does it do?



2. How will this new item help reduce what ends up going to a landfill?

